



Carbon Reduction Plan For PFE Medical

Publish date: 7 March 2024

Created by: Sean Barry



**positive
planet**

Our Commitment

Partners For Endoscopy Limited (PFE Medical) is committed to achieving Net Zero emissions by 2040.

What does Net Zero mean in practice?

To achieve Net Zero, we will be aiming to reduce emissions in line with the latest science-based targets (SBTs). SBTs are greenhouse gas reduction goals set by organisations, they are defined as “science-based” when they align with the scale of reductions required to limit global temperature increases to 1.5°C compared to pre-industrial temperatures. To achieve Net Zero under this scenario, we will need to reduce our absolute emissions by 90% from our baseline year.

SBTi recommends that organisations commit to near-term targets (that cover a minimum of 5 years/maximum of 10 years from the baseline year), as well as long-term targets.

Our near-term targets:

- Reduce scope 1 and 2 emissions to zero by 2030.
- To procure 100% renewable electricity by 2027.
- Reduce Scope 3 emissions by 42% by 2030.
- Measure all scope 3 categories by 2025.

Our long-term targets:

- Reduce our total market-based emissions (scope 1, 2 and 3) by at least 90% by 2040.
- Neutralise any residual emissions using verified carbon offsets.

Scope 1 emissions: direct greenhouse gas emissions that occur from sources owned or controlled by a company, such as emissions from the combustion of fuels in on-site boilers, furnaces, or vehicles.

Scope 2 emissions: indirect greenhouse gas emissions that result from the generation of purchased electricity, steam or other forms of energy consumed by a company.

Scope 3 emissions: all other indirect greenhouse gas emissions that occur in an organisation’s value chain, including emissions from upstream and downstream activities.

Our Carbon Footprint

Baseline Emissions Footprint

Baseline emissions are a record of the greenhouse gases that have been produced in the past and were produced prior to the introduction of any strategies to reduce emissions. Baseline emissions are the

reference point against which emissions reduction can be measured. We have chosen to set our baseline year as August 2022 – July 2023.

Baseline Year: 2022-2023

Additional details relating to the Baseline Emissions calculations:

The current reporting year (August 2022 – July 2023) is the first year that we have measured and reported our carbon footprint and will serve as the baseline year for future measurements.

Current Emissions Reporting

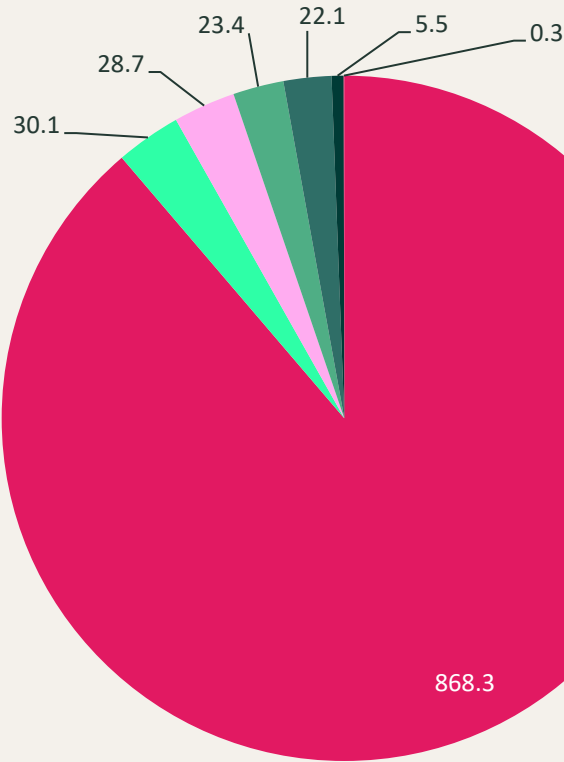
Current Reporting Year: 2022 - 2023	
Emissions	Total (tonnes CO ₂ e)
Scope 1	4.0
Scope 2*	Market-based: 20.9 Location-based: 20.9
Scope 3 including: <ul style="list-style-type: none"> - Purchased Goods & Services - Capital Goods - Fuel & Energy Related Services - Business Travel - Transportation & Distribution (Upstream & Downstream) - Employee Commuting & Homeworking - Operational Waste & Water - Leased Assets (Upstream & Downstream) - Franchises & Investments (<i>none</i>) 	953.4
Total Emissions*	Market-based: 978.3 Location-based: 978.3

Our total emissions equate to a Carbon Intensity Metric of **27.1 tCO₂e per full-time employee equivalent (FTE)** based on 36 FTEs during the measurement period (using market-based emissions).

*Purchased electricity can be measured in two ways. A location-based method reflects the average emissions intensity of grids on which energy consumption occurs (using mostly grid-average emission factor data). A market-based method reflects emissions from electricity that companies have purposefully chosen (or their lack of choice). A market-based method therefore takes into account the purchase of electricity via a verified renewable energy tariff. We have chosen to base our Net Zero target on a market-based methodology.

Carbon Emissions Breakdown

Emissions by Category 2022-23 (tCO₂e)



- Procurement
- Distribution
- Utilities & Property
- Commuting
- Travel
- Other (WTT/T&D)
- Finance & Assets

Carbon Reduction

Our Net Zero targets

PFE Medical is committed to achieving Net Zero by 2040. To achieve Net Zero under this scenario, we will need to reduce our absolute emissions by 90% from our baseline year. To keep us on track, we have also set the following near-term targets to 2030.

Our near-term targets:

- Reduce scope 1 and 2 emissions to zero by 2030.
- To procure 100% renewable electricity by 2027.
- Reduce Scope 3 emissions by 42% by 2030.
- Measure all scope 3 categories by 2025.

Our long-term targets:

- Reduce our total market-based emissions (scope 1, 2 and 3) by at least 90% by 2040.
- Neutralise any residual emissions using verified carbon offsets.

Progress

There are no previous existing carbon emission reduction targets against which to report progress.

Completed Carbon Reduction Initiatives

The following emissions management measures and projects have been completed or implemented:

Activity	Completion Date	Scope
<p>Commit to measuring carbon footprint of business activities year on year to gain an understanding of pinch points and regularly be making efficient and direct improvements to reduce these emissions.</p> <p>Year 1 appointed Positive Planet to support with calculating baseline carbon footprint and reduction recommendations.</p>	2023	1,2,3
<p>Created a Green Team to lead initiatives. This team has been made up of members from different departments to support the roll out of initiatives and management of data, this includes sharing and collaborating throughout the organisation.</p>	2023	1,2,3
<p>ISO 13485 and ISO 14001 certification. As part of this management system, the organisation has put the following initiatives into place:</p> <ul style="list-style-type: none"> - the adoption of LED/PIR lighting controls - changes to policy resulting in a reduction in company travel and flights - partial electrification of the company fleet 	2004 (ISO13485) 2010 (ISO14001)	1,2,3

Future Carbon Reduction Plans

We are committing to action the following emissions management measures and projects in line with our Net Zero targets.

Reduction Plans – Scope 1 & Scope 2				
Activity No.	Activity	Target Date	% Reduction Target	Category
1	Consider low-cost options such as reducing the boiler temperature and adding heat & solar control reflective window sheets.	2024	6%	Stationary Combustion
2	Procure a 100% renewable electricity tariff. This change will reduce market-based emissions (from chosen tariff) from the site to 0 tCO ₂ e. Although we are currently in a fixed contract with our energy provider, we will attempt to liaise with them to put us on a 100% renewable tariff.	2027	100% (market-based)	Purchased Electricity
3	Total location-based electricity emissions (National Grid energy mix) is still 20.9 tCO ₂ e so there is an opportunity to reduce energy use. We will implement behaviour change initiatives within the workplace for reduction of emissions, including clear messaging for turning off lights, monitors, computers, and other electrical appliances where appropriate. We will assign roles and responsibilities to Green Team members. High-level monitoring of energy use is key to understanding further pinch points.	2024	20% (location-based)	Purchased Electricity
4	Implement further energy efficiency measures to reduce the overall amount of electricity consumed at sites. Examples of further reduction measures include: <ul style="list-style-type: none">- upgrading lighting and introducing more sensor lighting, and aligning	2024	10% (location-based)	Purchased Electricity

	<p>sensor times to usage patterns (eg 3 minutes for corridors, 20 minutes for working spaces)</p> <ul style="list-style-type: none"> - installing timers on sockets/equipment - reviewing and renewing inefficient equipment (when at end of life), and actively consider the energy efficiency of equipment when new purchases are required (eg laptops, fridges, dishwashers) <p>Invite all colleagues, including field-based staff, to openly explore challenges and barriers to collaboratively find solutions for reduction.</p>			
5	<p>To completely reduce market and location-based energy emissions to zero, investigate installing onsite renewable energy generation technologies such as solar PV panels, solar heating, heat pumps (following an energy audit to assess feasibility and payback periods), to generate 100% of heating and energy demand. Consider removing onsite stationary combustion (gas) heating.</p> <p>If the UK Grid is 100% powered by renewable energy before this point, your Scope 2 location-based (and market-based) electricity emissions will already be zero. You would still need to consider gas emissions unless removed (or better technology is available).</p>	2030	100% (location and market-based)	Stationary Combustion Purchased Electricity

6	<p>Conduct a review of company vehicles to outline a strategy for full company vehicle electrification:</p> <ul style="list-style-type: none"> - determine which vehicles to fully electrify first, dependent on which vehicles are used most, which vehicles are most polluting, and which vehicles are oldest. - determine if fleet size can be reduced by using active transport (such as using e-bikes or e-cargo tricycles for shorter use cases). - determine a timeframe for vehicle electrification and commit to this. 	2024	100%	Mobile Combustion Purchased Electricity (EVs)
7	If charging EVs/PHEVs offsite, prioritise only using charge points that source 100% renewable electricity.	2024	100%	Purchased Electricity (EVs)
8	Consider driver-efficiency training for company car users – this should demonstrate a reduction in total fuel/electricity use.	2024	10%	Mobile Combustion Purchased Electricity (EVs)

Based upon the above completed and planned initiatives, it is projected that Scope 1 & 2 carbon emissions will decrease to **0 tCO₂e** by 2030.

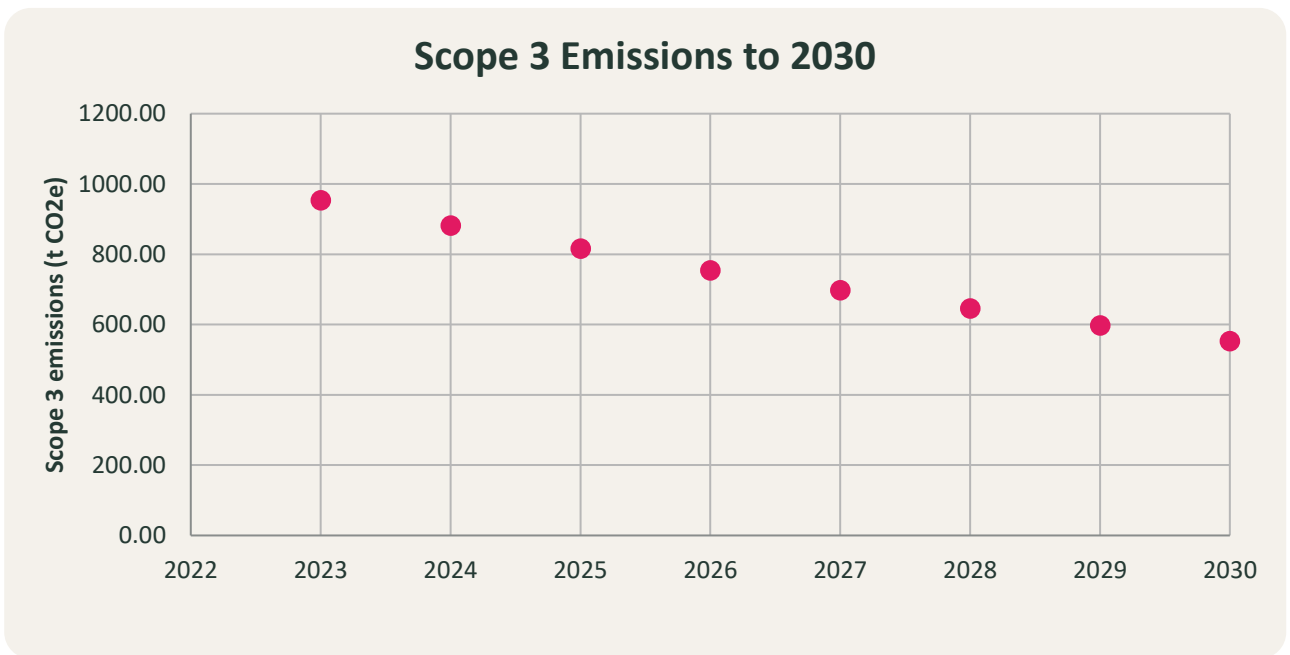
We also aim to implement the further initiatives below to reduce Scope 3 emissions:

Reduction Plans – Scope 3				
Activity No.	Activity	Target Date	% Reduction Target	Category
1	<p>Commit to measuring the remaining downstream Scope 3 categories, meaning that year’s carbon emissions measurement will be a full picture of PFE Medical’s carbon impact.</p> <p>Currently, the remaining categories to measure are emissions resulting from the processing, use of, and end of life treatment of sold products, meaning that once these are measured, reduction activities targeted at these categories will be able to be created.</p>	2025	-	Product emissions
2	<p>Consider training and engagement for the Green Team, leadership, and the wider employee base. Including and not limited to, creating spaces for environmental positive conversations (internal comms, newsletters, slack, Teams etc), certified Carbon Literacy Training for all applicable to roll out to further workforce and share with externals where appropriate. On average, certified learners reduce their carbon footprints by 5-15%, of which ~50% are work-related.</p>	2024	2.5 - 7.5%	Commuting & Homeworking Business Travel
3	<p>Implement a Sustainable Procurement Policy. Encourage suppliers to adopt sustainable practices and improve their own carbon footprint through supplier engagement, procurement policies and contracts, and monitoring reporting mechanisms.</p> <p>Commit to a Sustainability Audit or Survey to request further information regarding credentials – Plan to send these to the top 10 suppliers by spend. This data collection will support reduction journey by gathering important data for year two measurement &</p>	2025 - 2028	20%	Purchased Goods & Services

	<p>encourage supply chain integration towards Net Zero.</p> <p>Complete this audit within two phases:</p> <ol style="list-style-type: none"> 1. Identify suppliers for engagement 2. Formulate and collect data (survey/scoring) <p>Once completed prioritise suppliers with lower carbon footprints as part of the above phased approach. This may also involve purchasing second hand/refurbished (furniture, IT equipment) and extending the lifespan of purchased items.</p> <p>Develop and monitor procurement policy for all new suppliers to align to Net Zero goals.</p>			
4	<p>Review logistics partners/couriers and utilise the above Sustainable Procurement Policy. Work with providers to gather their emissions data, and/or switch to lower-carbon providers.</p> <p>Prioritise purchasing from local suppliers to limit delivery mileage.</p>	2025 - 2028	20%	Upstream Distribution Downstream Distribution
5	<p>Develop and implement a Sustainable Travel Policy to support environmental impact of choices when travelling, staying in hotels and commuting. The priorities within this policy will support active travel and low emission travel options where appropriate.</p> <p>Monitor and consider alternatives to air-based travel as a priority and commit to offering support to workforce with options for active travel schemes, such as bike to work or car sharing opportunities.</p> <p>Utilise the emissions travel hierarchy:</p> <ul style="list-style-type: none"> - Digital communication - Walking and cycling - Public and shared transport - EV's and car sharing/clubs - ICE vehicles and car sharing/clubs - Air travel 	2024	15%	Business Travel Commuting

	Consider creative ways to engage and support the workforce to influence change. Examples include setting an internal organisation carbon credit scheme (limit that to a number of tCO ₂ e per year), extra holiday days for low emission travel choice, bonuses, subsidised travel, equal mileage payments for diesel/petrol/EVs/cycling.			
6	Liaise with key suppliers to see whether they can ship with the minimal amount of packaging needed to secure the product.	2024	25%	Waste

Based upon the above completed and planned initiatives, it is projected that (as a minimum) Scope 3 carbon emissions will further decrease over the next seven years from the current normalised measurement of 953.4 tCO₂e to 552.74 tCO₂e by 2030. This is a **reduction of 42%** and will keep us on track to Net Zero.




Declaration and Sign Off

Emissions have been reported and recorded in accordance with the published reporting standard for Carbon Reduction Plans and the GHG Reporting Protocol corporate standard¹ and uses the appropriate Government emission conversion factors for greenhouse gas company reporting².

This Carbon Management Plan has been reviewed and approved by PFE Medical Executive Team.

Signed on behalf of PFE Medical:



Name: **ROB HARTLEY**

Position: **DIRECTOR**

Date: **6th MARCH 2024**

¹ <https://ghgprotocol.org/corporate-standard>

² <https://www.gov.uk/government/collections/government-conversion-factors-for-company-reporting>